

REMINGTON®

Air Plates



S7412

Register online for
£10,000 prize draw
EXTRA year guarantee
FREE rewards gallery




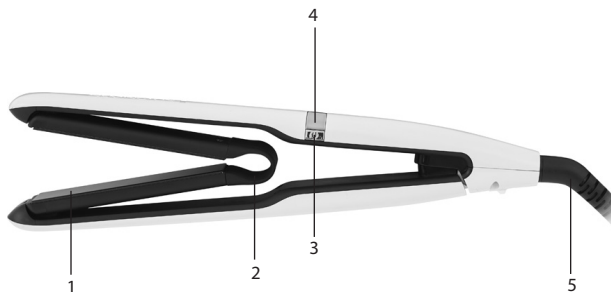
Visit www.remington.co.uk/productregister
You must register within 28 days
of purchase.

Thank you for buying your new Remington® product. Please read these instructions carefully and keep them safe.

Remove all packaging before use.

IMPORTANT SAFEGUARDS

- 1 This appliance can be used by children aged from 8 years and above and persons with reduced physical, sensory or mental capabilities or lack of experience and knowledge if they have been supervised/instructed and understand the hazards involved. Children shall not play with the appliance. Cleaning and user maintenance shall not be done by children unless they are older than 8 and supervised. Keep the appliance and cable out of reach of children under 8 years.
- 2 Warning - for additional protection the installation of a residual current device (RCD) with a rated residual operating current not exceeding 30mA is advisable in the electrical circuit supplying the bathroom. Ask an electrician for advice.
- 3 For UK Household Use Only. Currently, the fitting in a bathroom of an electrical socket suitable or capable of operating the dryer/straightener is not permitted (BS7671).
- 4 Always ensure the voltage to be used corresponds to the voltage stated on the unit before plugging the appliance into the mains socket.
- 5 Warning: do not use this appliance near bathtubs, showers or basins or other vessels containing water. 
- 6 When the appliance is used in a bathroom, unplug it after use since the proximity of water presents a hazard even when the appliance is switched off.
- 7 Do not wrap the cord around the unit. Check the cord regularly for any sign of damage.
- 8 If the supply cord of this unit becomes damaged, discontinue use immediately and return the appliance to your nearest authorised Remington service dealer for repair or replacement in order to avoid a hazard.
- 9 Do not use the appliance if it is damaged or malfunctions.
- 10 Do not allow any part of the product touch the face, neck or scalp.
- 11 Do not leave the appliance unattended while plugged in.
- 12 Do not plug or unplug the appliance with wet hands.
- 13 Only set the appliance down on a heat-proof surface.
- 14 Do not place the appliance down on soft furnishings.
- 15 This appliance is not intended for commercial or salon use.
- 16 Let the appliance cool down before cleaning and storing away.



KEY FEATURES

- 1 Black Titanium ceramic coated plates
- 2 Unique plate suspension
- 3 On/Off switch
- 4 Temperature display
- 5 Swivel cord
- 6 Storage bag (not shown)






PRODUCT FEATURES

- Unique plate suspension* –provides maximum contact for more efficient results.
- 5 optimum temperature settings.
- Black titanium ceramic.
- Automatic safety shut off - this unit will switch itself off if no button is pressed or it is left on after 60 minutes.
- Multivoltage: for home or abroad. At 120V times and temperatures may vary.
- * Vs. standard Remington straightener.

INSTRUCTIONS FOR USE


- Before use, ensure the hair is clean, dry and tangle-free.
- Section the hair prior to styling. Style the lower layers first.
- Plug the product into the mains power supply.
- Press and hold the on/off button for around 2 seconds to switch on.
- Select your desired temperature: Press the on/off button once for 150°C, twice for 170°C, three times for 190°C, four times for 210°C and five times for 230°C.
- The temperature settings are indicated by the dots on the LCD screen.
- One dot = 150°C, two dots = 170°C, three dots = 190°C, four dots = 210°C, five dots = 230°C.

Recommended Temperatures

Symbol	Temperature	Hair Type
 	150°C - 170°C	Thin/fine, damaged or bleached hair.
 	190°C - 210°C	Normal healthy hair.
	230°C	Thick difficult to style hair.

- The selected temperature will flash continuously until the desired temperature setting is reached.
- Working on one section at a time, run the straightener through the entire length of the hair without stopping.
- After use, press and hold the on/off button to turn off then unplug the appliance.

Hinged Lock for Storage

- The plates can be shut together for easy storage.
- To lock, close the plates and push the hinge lock up to the locked position.
- To unlock, pull the hinge lock down to the unlocked position.
-  Note: Do not switch the unit on in the locked position.

CLEANING AND MAINTENANCE

- After use, ensure the product is cool and wipe all the surfaces with a damp cloth.
- Don't use harsh or abrasive cleaning agents or solvents.

ENVIRONMENTAL PROTECTION

To avoid environmental and health problems due to hazardous substances in electrical and electronic goods, appliances marked with this symbol must not be disposed of with unsorted municipal waste, but recovered, reused or recycled.



SERVICE AND GUARANTEE

Defects affecting product functionality appearing within the guarantee period will be corrected by replacement or repair at our option provided the product is used and maintained in accordance with the instructions.

Your statutory rights are not affected.

Consumables are excluded.


Defects from repair by an unauthorized dealer are not covered.


If you call the Service Centre, please have the Model No. to hand, as we won't be able to help you without it. The Model No. can be found on the rating plate of the appliance.

Replacement parts and accessories are available to buy at www.remington.co.uk/parts-accessories

➔ SERVICE CENTRE

United Kingdom

 Tel 0800 212 438 (free call mainland UK)

 +44 161 947 3111 (call outside the UK)

Spectrum Brands (UK) Ltd

Fir Street, Failsworth, Manchester

M35 0HS, UK

www.remington.co.uk

Ireland

 Tel 142 951 40

Remington Consumer Products,

Unit B12, Ballymount Corporate Park,

Ballymount, Dublin 12.

www.ie.remington-europe.com

REGISTER ONLINE FOR

£10,000 prize draw, EXTRA year guarantee, FREE rewards gallery.

Visit www.remington.co.uk/productregister. You must register within 28 days of purchase.

Model No. S7412

16/UK/ S7412 T22-0004496 Version 08 /16

Remington® is a Registered Trade Mark of Spectrum Brands, Inc., or one of its subsidiaries.

Spectrum Brands (UK) Ltd

Fir Street,

Failsworth,

Manchester

M35 0HS

www.remington.co.uk

© 2016 Spectrum Brands, Inc.